



**USER MANUAL**

## **SATURS**

[HOW TO LOG INTO MOODLE?](#)

[HOW TO SUBMIT A TASK IN MOODLE?](#)

[HOW TO JOIN A LECTURE?](#)

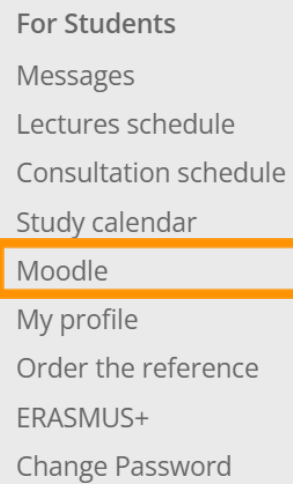
[HOW TO WATCH THE RECORDING OF A LECTURE?](#)

Click on a question, to view the answer

# HOW TO LOG INTO MOODLE?

---

1. Log in to the EKA homepage.
2. Choose **“For Students”** → **“Moodle”**



A vertical navigation menu with a light gray background. The items are listed from top to bottom: 'For Students', 'Messages', 'Lectures schedule', 'Consultation schedule', 'Study calendar', 'Moodle', 'My profile', 'Order the reference', 'ERASMUS+', and 'Change Password'. The 'Moodle' item is highlighted with a thick orange border.

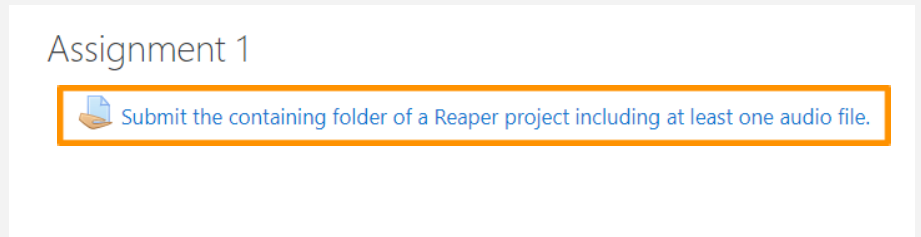
- For Students
- Messages
- Lectures schedule
- Consultation schedule
- Study calendar
- Moodle**
- My profile
- Order the reference
- ERASMUS+
- Change Password

# HOW TO SUBMIT A TASK IN MOODLE?

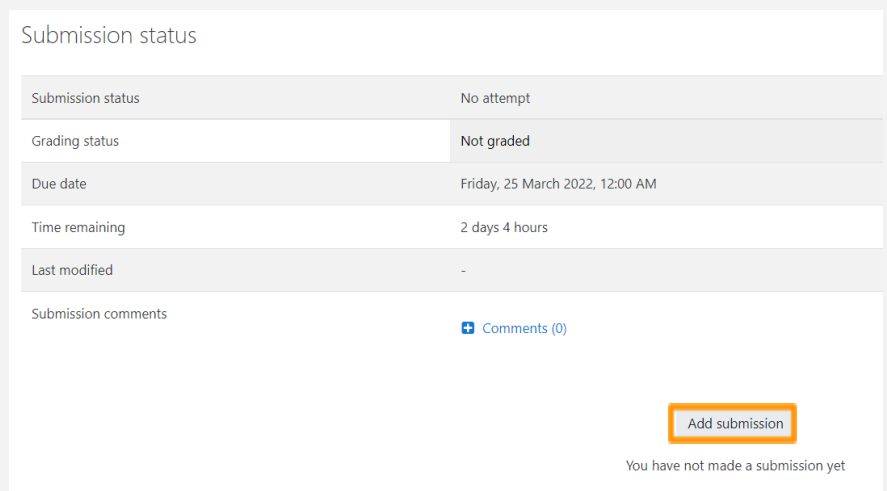
---

1. After logging into Moodle click on the **study subject**, the task is for

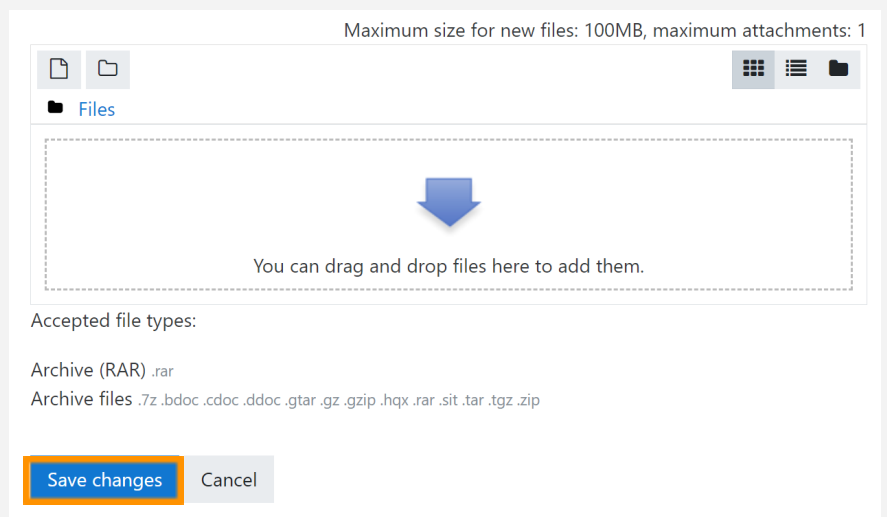
2. Find the assignment and click on the **icon**, which allows you to submit the task



3. Click **“Add submission”**



4. Insert the file with your task and click **“Save changes”**



After submitting the task, it is possible to **edit** the submission or add **comments**, by repeating these steps.

# HOW TO JOIN A LECTURE?

1. Log into the EKA homepage

2. Choose **“For Students”** → **“Lectures schedule”**

For Students

Messages

Lectures schedule

Consultation schedule

Study calendar

Moodle

My profile

Order the reference

ERASMUS+

Change Password

3. Click the **link** for the lecture

22.03.2022.			
18:30-20:30	Marketing Management	<a href="https://www.augstskola.lv/moodle/course/view.php?id=1767">https://www.augstskola.lv/moodle/course/view.php?id=1767</a>	Māris Antons e

4. Click **“Enrol me”** if you are joining the lecture for the first time

Enrolment options

Video lekcijas - Māris Antons Video lekcijas - Māris Antons

Self enrolment (Student)

No enrolment key required.

Enrol me

5. Pick the **lecture** you wish to join

Nodarbības kursā "Mārketinga vadība"

1st lecture 2022-03-08

6. Click **“Join session”**, to enter the lecture room

1. lekcija

This conference room is ready. You can join the session now.

Join session

Recordings

There are no recording to show.

# HOW TO WATCH THE RECORDING OF A LECTURE?

---

1. Log into **Moodle**

2. Pick “**Video lekcijas - [Name, Surname]**” with the name of the professor for the subject



Video lekcijas - Anna Ābeltiņa

---

3. Pick the **lecture**, for which you wish to watch the recording

Makroekonomika e-studijām



GALVENIE MAKROEKONOMISKIE RĀDĪTĀJI

---

4. Click “**Presentation**”, to watch the recording of the lecture

Presentation file

default.pdf

Recordings

Playback	Name	Description	Preview	Date	Duration
	GALVENIE MAKROEKONOMISKIE RĀDĪTĀJI		 <small>Hover over an image to view it in full size</small>	T, 2022. gada 23. feb., 18:17 EET	93

---